INCH-POUND
MIL-PRF-23269/10F
14 October 2022
SUPERSEDING
MIL-PRF-23269/10E
15 November 2016

PERFORMANCE SPECIFICATION SHEET

CAPACITOR, FIXED, GLASS DIELECTRIC, (RADIAL OR AXIAL WIRE-LEAD TERMINALS), STYLES CYR51, CYR52, AND CYR53

Inactive for new design after November 15, 2016

This specification sheet is approved for use by all Departments and Agencies of the Department of Defense.

The requirements for acquiring the product described herein shall consist of this specification sheet and MIL-PRF-23269.

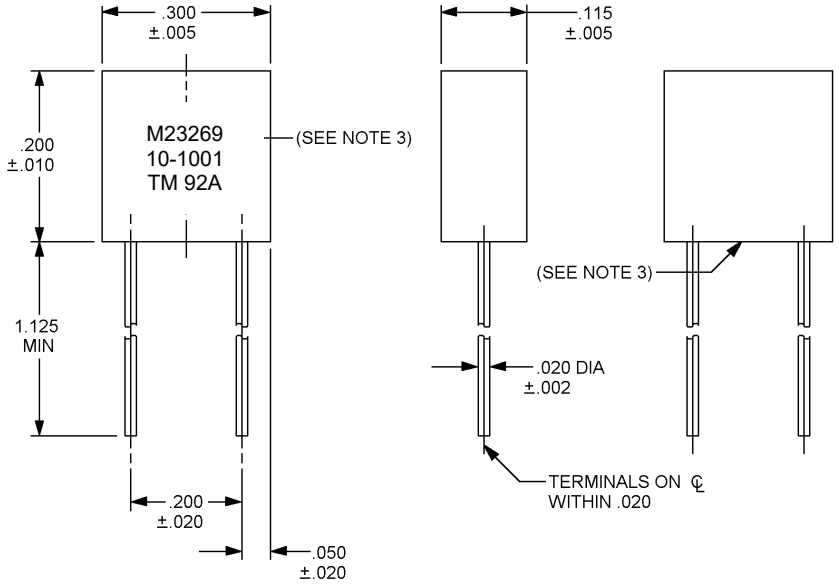

STYLE CYR51 (SEE TABLE I)

Inches	mm	Inches	mm
.002	0.05	.115	2.92
.005	0.13	.200	5.08
.010	0.25	.300	7.62
.020	0.51	1.25	31.8
.050	1.27		

NOTES:
1. Dimensions are in inches.
2. Metric equivalents are in millimeters and are given for general information only.
3. See marking requirement.

FIGURE 1. Dimensions and configuration for style CYR51.

DISTRIBUTION STATEMENT A. Approved for public release. Distribution is unlimited.

REQUIREMENTS:

Dimensions and configuration: See figure 1, figure 2, and figure 3 and table I, table III, and table V.

Case material: Epoxy.

Terminals: Solderable

Capacitance (nominal): See table I, table III, and table V.

Capacitance tolerance: See table I, table III, and table V.

Rated voltage: 300 V dc.

Rated temperature: -55°C to +125°C.

Temperature coefficient: 140 parts per million (ppm)/°C ±25 ppm/°C.

Capacitance drift: 0.1 percent or 0.1 pF, whichever is greater.

Seal: Test II of MIL-PRF-23269.

Insulation resistance: 10,000 megohms (first article inspection only at +125°C). 100,000 megohms minimum (at +25°C).

Dissipation factor (DF): 0.2 percent maximum (1.0 pF through 100 pF) or 0.1 percent maximum (110 pF and up).

Thermal shock and moisture resistance, first article inspection:

DF: 0.3 percent maximum (1 pF through 100 pF) or 0.1 percent maximum (110 pF and up).

Thermal shock, group A inspection: Capacitance shall be within the tolerance specified (see table I). DF shall be within the initial limits.

Quality factor (Q): 500 minimum (1.0 pF through 100 pF) or 1,000 minimum (110 pF and up).

Life:

ΔCapacitance (240 hours and 1,000 hours): 0.5 percent or 0.5 pF, maximum.

DF (240 hours and 1,000 hours): 0.45 percent maximum (1.0 pF through 100 pF) or 0.25 percent maximum (110 pF and up).

Marking: "M" Part or Identifying Number (PIN)

M23269/
10-1001
TM 09A

Trademark — Year code — Sequential 4 week lot code

Substitutability data: See table II, IV and VI.

TABLE I. Electrical characteristics with dash numbers for style CYR51. 1/

Dashnumber M23269/10-	Capacitance (pF)	Capacitance tolerance	Dashnumber M23269/10-	Capacitance (pF)	Capacitance tolerance
300 V_{dc}			300 V_{dc}		
1001	1.0	±0.25pF	1046	22	±0.25pF
1002	1.5	±0.25pF	1047	22	±2%
1003	2.2	±0.25pF	1048	22	±5%
1004	2.7	±0.25pF	1049	24	±0.25pF
1005	3.0	±0.25pF	1050	24	±2%
1006	3.3	±0.25pF	1051	24	±5%
1007	3.6	±0.25pF	1052	27	±1%
1008	3.9	±0.25pF	1053	27	±2%
1009	4.3	±0.25pF	1054	27	±5%
1010	4.7	±0.25pF	1055	30	±1%
1011	5.1	±0.25pF	1056	30	±2%
1012	5.1	±5%	1057	30	±5%
1013	5.6	±0.25pF	1058	33	±1%
1014	5.6	±5%	1059	33	±2%
1015	6.2	±0.25pF	1060	33	±5%
1016	6.2	±5%	1061	36	±1%
1017	6.8	±0.25pF	1062	36	±2%
1018	6.8	±5%	1063	36	±5%
1019	7.5	±0.25pF	1064	39	±1%
1020	7.5	±5%	1065	39	±2%
1021	8.2	±0.25pF	1066	39	±5%
1022	8.2	±5%	1067	43	±1%
1023	9.1	±0.25pF	1068	43	±2%
1024	9.1	±5%	1069	43	±5%
1025	10	±0.25pF	1070	47	±1%
1026	10	±5%	1071	47	±2%
1027	11	±0.25pF	1072	47	±5%
1028	11	±5%	1073	51	±1%
1029	12	±0.25pF	1074	51	±2%
1030	12	±5%	1075	51	±5%
1031	13	±0.25pF	1076	56	±1%
1032	13	±2%	1077	56	±2%
1033	13	±5%	1078	56	±5%
1034	15	±0.25pF	1079	62	±1%
1035	15	±2%	1080	62	±2%
1036	15	±5%	1081	62	±5%
1037	16	±0.25pF	1082	68	±1%
1038	16	±2%	1083	68	±2%
1039	16	±5%	1084	68	±5%
1040	18	±0.25pF	1085	75	±1%
1041	18	±2%	1086	75	±2%
1042	18	±5%	1087	75	±5%
1043	20	±0.25pF	1088	82	±1%
1044	20	±2%	1089	82	±2%
1045	20	±5%	1090	82	±5%

See footnote at end of table.

TABLE I. Electrical characteristics with dash numbers for style CYR51 - Continued. 1/

Dashnumber M23269/10-	Capacitance (pF)	Capacitance tolerance	Dashnumber M23269/10-	Capacitance (pF)	Capacitance tolerance
300 V_{dc}			300 V_{dc}		
1091	91	±1%	1121	240	±2%
1092	91	±2%	1122	240	±2%
1093	91	±5%	1123	240	±5%
1094	100	±1%	1124	270	±1%
1095	100	±2%	1125	270	±2%
1096	100	±5%	1126	270	±5%
1097	110	±1%	1127	300	±1%
1098	110	±2%	1128	300	±2%
1099	110	±5%	1129	300	±5%
1100	120	±1%	1130	330	±1%
1101	120	±2%	1131	330	±2%
1102	120	±5%	1132	330	±5%
1103	130	±1%	1133	360	±1%
1104	130	±2%	1134	360	±2%
1105	130	±5%	1135	360	±5%
1106	150	±1%	1136	390	±1%
1107	150	±2%	1137	390	±2%
1108	150	±5%	1138	390	±5%
1109	160	±1%	1139	430	±1%
1110	160	±2%	1140	430	±2%
1111	160	±5%	1141	430	±5%
1112	180	±1%	1142	470	±1%
1113	180	±2%	1143	470	±2%
1114	180	±5%	1144	470	±5%
1115	200	±1%	1145	510	±1%
1116	200	±2%	1146	510	±2%
1117	200	±5%	1147	510	±5%
1118	220	±1%	1148	560	±1%
1119	220	±2%	1149	560	±2%
1120	220	±5%	1150	560	±5%

1/ Dash numbers are non-established reliability.

TABLE II. Substitutability data for style CYR51. 1/

Superseding dash number M23269/10-	Superseded type designation in MIL-C-23269/10	Superseded dash number MIL-PRF-23269/10A through /10D M23269/10- (FRL in percent/1,000 hours)				
		300 V_{dc}				
		L (2.0)	M (1.0)	P (0.1)	R (0.01)	S (0.001)
1001	CYR51C1R0C	2001	3001	4001	5001	6001
1002	CYR51C1R5C	2002	3002	4002	5002	6002
1003	CYR51C2R2C	2003	3003	4003	5003	6003
1004	CYR51C2R7C	2004	3004	4004	5004	6004
1005	CYR51C3R0C	2005	3005	4005	5005	6005
1006	CYR51C3R3C	2006	3006	4006	5006	6006
1007	CYR51C3R6C	2007	3007	4007	5007	6007
1008	CYR51C3R9C	2008	3008	4008	5008	6008
1009	CYR51C4R3C	2009	3009	4009	5009	6009

See footnote at end of table.

TABLE II. Substitutability data for style CYR51 - Continued. 1/

Superseding dash number M23269/10-	Superseded type designation in MIL-C-23269/10	Superseded dash number MIL-PRF-23269/10A through /10D M23269/10- (FRL in percent/1,000 hours) 300 V_{dc}				
		L (2.0)	M (1.0)	P (0.1)	R (0.01)	S (0.001)
1010	CYR51C4R7C	2010	3010	4010	5010	6010
1011	CYR51C5R1C	2011	3011	4011	5011	6011
1012	CYR51C5R1J	2012	3012	4012	5012	6012
1013	CYR51C5R6C	2013	3013	4013	5013	6013
1014	CYR51C5R6J	2014	3014	4014	5014	6014
1015	CYR51C6R2C	2015	3015	4015	5015	6015
1016	CYR51C6R2J	2016	3016	4016	5016	6016
1017	CYR51C6R8C	2017	3017	4017	5017	6017
1018	CYR51C6R8J	2018	3018	4018	5018	6018
1019	CYR51C7R5C	2019	3019	4019	5019	6019
1020	CYR51C7R5J	2020	3020	4020	5020	6020
1021	CYR51C8R2C	2021	3021	4021	5021	6021
1022	CYR51C8R2J	2022	3022	4022	5022	6022
1023	CYR51C9R1C	2023	3023	4023	5023	6023
1024	CYR51C9R1J	2024	3024	4024	5024	6024
1025	CYR51C100C	2025	3025	4025	5025	6025
1026	CYR51C100J	2026	3026	4026	5026	6026
1027	CYR51C110C	2027	3027	4027	5027	6027
1028	CYR51C110J	2028	3028	4028	5028	6028
1029	CYR51C120C	2029	3029	4029	5029	6029
1030	CYR51C120J	2030	3030	4030	5030	6030
1031	CYR51C130C	2031	3031	4031	5031	6031
1032	CYR51C130G	2032	3032	4032	5032	6032
1033	CYR51C130J	2033	3033	4033	5033	6033
1034	CYR51C150C	2034	3034	4034	5034	6034
1035	CYR51C150G	2035	3035	4035	5035	6035
1036	CYR51C150J	2036	3036	4036	5036	6036
1037	CYR51C160C	2037	3037	4037	5037	6037
1038	CYR51C160G	2038	3038	4038	5038	6038
1039	CYR51C160J	2039	3039	4039	5039	6039
1040	CYR51C180C	2040	3040	4040	5040	6040
1041	CYR51C180G	2041	3041	4041	5041	6041
1042	CYR51C180J	2042	3042	4042	5042	6042
1043	CYR51C200C	2043	3043	4043	5043	6043
1044	CYR51C200G	2044	3044	4044	5044	6044
1045	CYR51C200J	2045	3045	4045	5045	6045
1046	CYR51C220C	2046	3046	4046	5046	6046
1047	CYR51C220G	2047	3047	4047	5047	6047
1048	CYR51C220J	2048	3048	4048	5048	6048
1049	CYR51C240C	2049	3049	4049	5049	6049
1050	CYR51C240G	2050	3050	4050	5050	6050
1051	CYR51C240J	2051	3051	4051	5051	6051
1052	CYR51C270F	2052	3052	4052	5052	6052
1053	CYR51C270G	2053	3053	4053	5053	6053
1054	CYR51C270J	2054	3054	4054	5054	6054
1055	CYR51C300F	2055	3055	4055	5055	6055
1056	CYR51C300G	2056	3056	4056	5056	6056
1057	CYR51C300J	2057	3057	4057	5057	6057
1058	CYR51C330F	2058	3058	4058	5058	6058

See footnote at end of table.

TABLE II. Substitutability data for style CYR51 - Continued. 1/

Superseding dash number M23269/10-	Superseded type designation in MIL-C-23269/10	Superseded dash number MIL-PRF-23269/10A through /10D M23269/10- (FRL in percent/1,000 hours)				
		300 V_{dc}				
		L (2.0)	M (1.0)	P (0.1)	R (0.01)	S (0.001)
1059	CYR51C330G	2059	3059	4059	5059	6059
1060	CYR51C330J	2060	3060	4060	5060	6060
1061	CYR51C360F	2061	3061	4061	5061	6061
1062	CYR51C360G	2062	3062	4062	5062	6062
1063	CYR51C360J	2063	3063	4063	5063	6063
1064	CYR51C390F	2064	3064	4064	5064	6064
1065	CYR51C390G	2065	3065	4065	5065	6065
1066	CYR51C390J	2066	3066	4066	5066	6066
1067	CYR51C430F	2067	3067	4067	5067	6067
1068	CYR51C430G	2068	3068	4068	5068	6068
1069	CYR51C430J	2069	3069	4069	5069	6069
1070	CYR51C470F	2070	3070	4070	5070	6070
1071	CYR51C470G	2071	3071	4071	5071	6071
1072	CYR51C470J	2072	3072	4072	5072	6072
1073	CYR51C510F	2073	3073	4073	5073	6073
1074	CYR51C510G	2074	3074	4074	5074	6074
1075	CYR51C510J	2075	3075	4075	5075	6075
1076	CYR51C560F	2076	3076	4076	5076	6076
1077	CYR51C560G	2077	3077	4077	5077	6077
1078	CYR51C560J	2078	3078	4078	5078	6078
1079	CYR51C620F	2079	3079	4079	5079	6079
1080	CYR51C620G	2080	3080	4080	5080	6080
1081	CYR51C620J	2081	3081	4081	5081	6081
1082	CYR51C680F	2082	3082	4082	5082	6082
1083	CYR51C680G	2083	3083	4083	5083	6083
1084	CYR51C680J	2084	3084	4084	5084	6084
1085	CYR51C750F	2085	3085	4085	5085	6085
1086	CYR51C750G	2086	3086	4086	5086	6086
1087	CYR51C750J	2087	3087	4087	5087	6087
1088	CYR51C820F	2088	3088	4088	5088	6088
1089	CYR51C820G	2089	3089	4089	5089	6089
1090	CYR51C820J	2090	3090	4090	5090	6090
1091	CYR51C910F	2091	3091	4091	5091	6091
1092	CYR51C910G	2092	3092	4092	5092	6092
1093	CYR51C910J	2093	3093	4093	5093	6093
1094	CYR51C101F	2094	3094	4094	5094	6094
1095	CYR51C101G	2095	3095	4095	5095	6095
1096	CYR51C101J	2096	3096	4096	5096	6096
1097	CYR51C111F	2097	3097	4097	5097	6097
1098	CYR51C111G	2098	3098	4098	5098	6098
1099	CYR51C111J	2099	3099	4099	5099	6099
1100	CYR51C121F	2100	3100	4100	5100	6100
1101	CYR51C121G	2101	3101	4101	5101	6101
1102	CYR51C121J	2102	3102	4102	5102	6102
1103	CYR51C131F	2103	3103	4103	5103	6103
1104	CYR51C131G	2104	3104	4104	5104	6104
1105	CYR51C131J	2105	3105	4105	5105	6105
1106	CYR51C151F	2106	3106	4106	5106	6106
1107	CYR51C151G	2107	3107	4107	5107	6107

See footnote at end of table.

TABLE II. Substitutability data for style CYR51 - Continued. 1/

Superseding dash number M23269/10-	Superseded type designation in MIL-C-23269/10	Superseded dash number MIL-PRF-23269/10A through /10D M23269/10- (FRL in percent/1,000 hours)				
		300 V_{dc}				
		L (2.0)	M (1.0)	P (0.1)	R (0.01)	S (0.001)
1108	CYR51C151J	2108	3108	4108	5108	6108
1109	CYR51C161F	2109	3109	4109	5109	6109
1110	CYR51C161G	2110	3110	4110	5110	6100
1111	CYR51C161J	2111	3111	4111	5111	6111
1112	CYR51C181F	2112	3112	4112	5112	6112
1113	CYR51C181G	2113	3113	4113	5113	6113
1114	CYR51C181J	2114	3114	4114	5114	6114
1115	CYR51C201F	2115	3115	4115	5115	6115
1116	CYR51C201G	2116	3116	4116	5116	6116
1117	CYR51C201J	2117	3117	4117	5117	6117
1118	CYR51C221F	2118	3118	4118	5118	6118
1119	CYR51C221G	2119	3119	4119	5119	6119
1120	CYR51C221J	2120	3120	4120	5120	6120
1121	CYR51C241F	2121	3121	4121	5121	6121
1122	CYR51C241G	2122	3122	4122	5122	6122
1123	CYR51C241J	2123	3123	4123	5123	6123
1124	CYR51C271F	2124	3124	4124	5124	6124
1125	CYR51C271G	2125	3125	4125	5125	6125
1126	CYR51C271J	2126	3126	4126	5126	6126
1127	CYR51C301F	2127	3127	4127	5127	6127
1128	CYR51C301G	2128	3128	4128	5128	6128
1129	CYR51C301J	2129	3129	4129	5129	6129
1130	CYR51C331F	2130	3130	4130	5130	6130
1131	CYR51C331G	2131	3131	4131	5131	6131
1132	CYR51C331J	2132	3132	4132	5132	6132
1133	CYR51C361F	2133	3133	4133	5133	6133
1134	CYR51C361G	2134	3134	4134	5134	6134
1135	CYR51C361J	2135	3135	4135	5135	6135
1136	CYR51C391F	2136	3136	4136	5136	6136
1137	CYR51C391G	2137	3137	4137	5137	6137
1138	CYR51C391J	2138	3138	4138	5138	6138
1139	CYR51C431F	2139	3139	4139	5139	6139
1140	CYR51C431G	2140	3140	4140	5140	6140
1141	CYR51C431J	2141	3141	4141	5141	6141
1142	CYR51C471F	2142	3142	4142	5142	6142
1143	CYR51C471G	2143	3143	4143	5143	6143
1144	CYR51C471J	2144	3144	4144	5144	6144
1145	CYR51C511F	2145	3145	4145	5145	6145
1146	CYR51C511G	2146	3146	4146	5146	6146
1147	CYR51C511J	2147	3147	4147	5147	6147
1148	CYR51C561F	2148	3148	4148	5148	6148
1149	CYR51C561G	2149	3149	4149	5149	6149
1150	CYR51C561J	2150	3150	4150	5150	6150

1/ Users are cautioned to evaluate this document for their particular application before citing the superseding dash numbers since the L, M, P, R, S failure rate levels (FRL) established in accordance with MIL-STD-690 are no longer available.

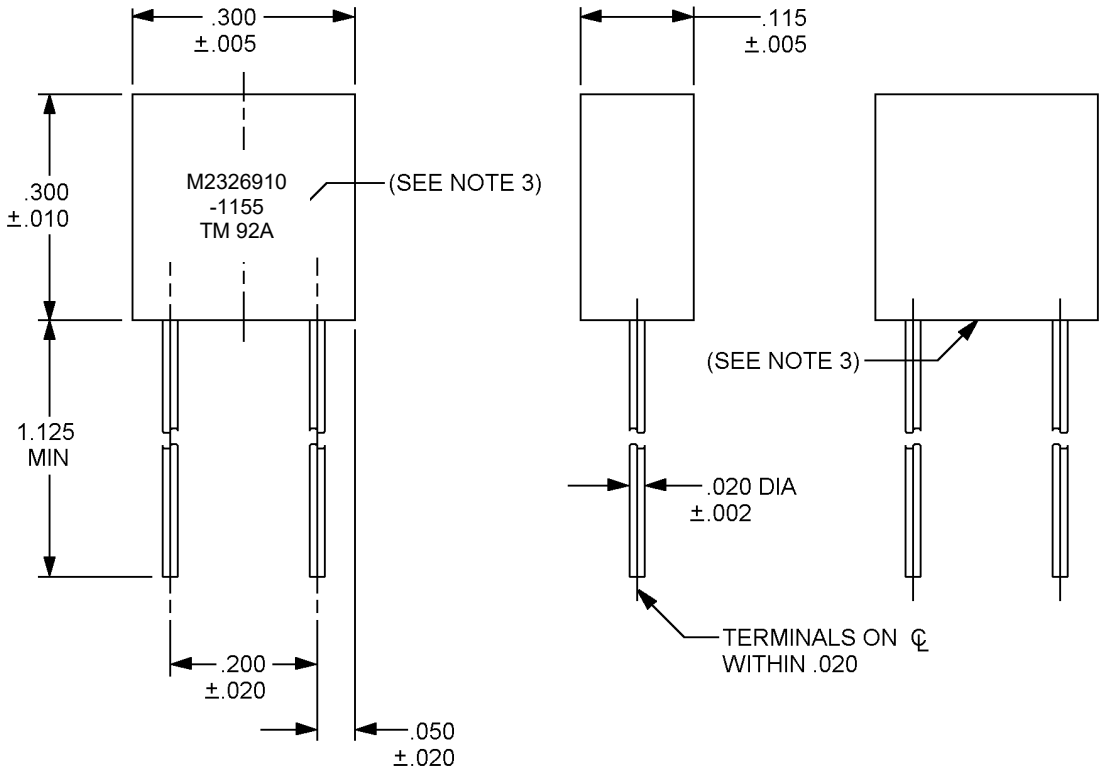

STYLE CYR52 (SEE TABLE III)

Inches	mm	Inches	mm
.002	0.05	.115	2.92
.005	0.13	.200	5.08
.010	0.25	.300	7.62
.020	0.50	1.25	31.75
.050	1.27		

NOTES:
1. Dimensions are in inches.
2. Metric equivalents are in millimeters and are given for general information only.
3. See marking requirement.

FIGURE 2. Dimensions and configuration for style CYR52.

TABLE III. Electrical and physical characteristics with dash numbers for style CYR52. 1/

Dash number M23269/10-	Capacitance (pF)	Capacitance tolerance	Dash number M23269/10-	Capacitance (pF)	Capacitance tolerance
300 V_{dc}			300 V_{dc}		
1151	620	±1%	1160	820	±1%
1152	620	±2%	1161	820	±2%
1153	620	±5%	1162	820	±5%
1154	680	±1%	1163	910	±1%
1155	680	±2%	1164	910	±2%
1156	680	±5%	1165	910	±5%
1157	750	±1%	1166	1,000	±1%
1158	750	±2%	1167	1,000	±2%
1159	750	±5%	1168	1,000	±5%

1/ Dash numbers are non-established reliability.

TABLE IV. Substitutability data for style CYR52. 1/

Superseding dash number M23269/10-	Superseded type designation in MIL-C-23269/10	Superseded dash number MIL-PRF-23269/10A through /10D M23269/10- (FRL in percent/1,000 hours)				
		300 V_{dc}				
		L (2.0)	M (1.0)	P (0.1)	R (0.01)	S (0.001)
1151	CYR52C621F	2201	3201	4201	5201	6201
1152	CYR52C621G	2202	3202	4202	5202	6202
1153	CYR52C621J	2203	3203	4203	5203	6203
1154	CYR52C681F	2204	3204	4204	5204	6204
1155	CYR52C681G	2205	3205	4205	5205	6205
1156	CYR52C681J	2206	3206	4206	5206	6206
1157	CYR52C751F	2207	3207	4207	5207	6207
1158	CYR52C751G	2208	3208	4208	5208	6208
1159	CYR52C751J	2209	3209	4209	5209	6209
1160	CYR52C821F	2210	3210	4210	5210	6210
1161	CYR52C821G	2211	3211	4211	5211	6211
1162	CYR52C821J	2212	3212	4212	5212	6212
1163	CYR52C911F	2213	3213	4213	5213	6213
1164	CYR52C911G	2214	3214	4214	5214	6214
1165	CYR52C911J	2215	3215	4215	5215	6215
1166	CYR52C102F	2216	3216	4216	5216	6216
1167	CYR52C102G	2217	3217	4217	5217	6217
1168	CYR52C102J	2218	3218	4218	5218	6218

1/ Users are cautioned to evaluate this document for their particular application before citing the superseding dash numbers since the L, M, P, R, S failure rate levels (FRL) established in accordance with MIL-STD-690 are no longer available.

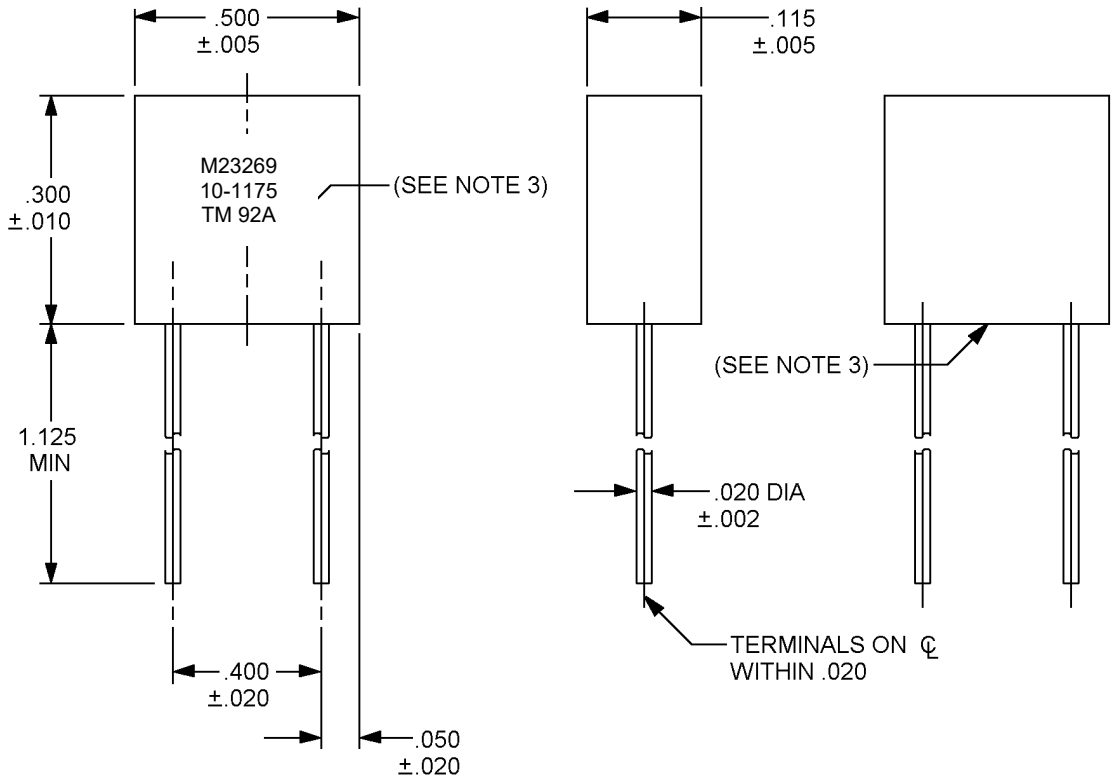

STYLE CYR53 (SEE TABLE V)

Inches	mm	Inches	mm
.002	0.05	.115	2.92
.005	0.13	.300	7.62
.010	0.25	.400	10.16
.020	0.50	.500	12.75
.050	1.27	1.25	31.75

NOTES:
1. Dimensions are in inches.
2. Metric equivalents are in millimeters and are given for general information only.
3. See marking requirement.

FIGURE 3. Dimensions and configuration for style CYR53.

TABLE V. Electrical and physical characteristics with dash numbers for style CYR53. 1/

Dash number M23269/10-	Capacitance (pF)	Capacitance tolerance	Dash number M23269/10-	Capacitance (pF)	Capacitance tolerance
300 V_{dc}			300 V_{dc}		
1169	1,100	±1%	1183	1,600	±5%
1170	1,100	±2%	1184	1,800	±1%
1171	1,100	±5%	1185	1,800	±2%
1172	1,200	±1%	1186	1,800	±5%
1173	1,200	±2%	1187	2,000	±1%
1174	1,200	±5%	1188	2,000	±2%
1175	1,300	±1%	1189	2,000	±5%
1176	1,300	±2%	1190	2,200	±1%
1177	1,300	±5%	1191	2,200	±2%
1178	1,500	±1%	1192	2,200	±5%
1179	1,500	±2%	1193	2,400	±1%
1180	1,500	±5%	1194	2,400	±2%
1181	1,600	±1%	1195	2,400	±5%
1182	1,600	±2%			

1/ Dash numbers are non-established reliability.

TABLE VI. Substitutability data for style CYR53. 1/

Superseding dash number M23269/10-	Superseded type designation in MIL-C-23269/10	Superseded dash number MIL-PRF-23269/10A through /10D M23269/10- (FRL in percent/1,000 hours)				
		300 V_{dc}				
		L (2.0)	M (1.0)	P (0.1)	R (0.01)	S (0.001)
1169	CYR53C112F	2301	3301	4301	5301	6301
1170	CYR53C112G	2302	3302	4302	5302	6302
1171	CYR53C112J	2303	3303	4303	5303	6303
1172	CYR53C122F	2304	3304	4304	5304	6304
1173	CYR53C122G	2305	3305	4305	5305	6305
1174	CYR53C122J	2306	3306	4306	5306	6306
1175	CYR53C132F	2307	3307	4307	5307	6307
1176	CYR53C132G	2308	3308	4308	5308	6308
1177	CYR53C132J	2309	3309	4309	5309	6309
1178	CYR53C152F	2310	3310	4310	5310	6310
1179	CYR53C152G	2311	3311	4311	5311	6311
1180	CYR53C152J	2312	3312	4312	5312	6312
1181	CYR53C162F	2313	3313	4313	5313	6313
1182	CYR53C162G	2314	3314	4314	5314	6314
1183	CYR53C162J	2315	3315	4315	5315	6315
1184	CYR53C182F	2316	3316	4316	5316	6316
1185	CYR53C182G	2317	3317	4317	5317	6317
1186	CYR53C182J	2318	3318	4318	5318	6318
1187	CYR53C202F	2319	3319	4319	5319	6319
1188	CYR53C202G	2320	3320	4320	5320	6320
1189	CYR53C202J	2321	3321	4321	5321	6321
1190	CYR53C222F	2322	3322	4322	5322	6322
1191	CYR53C222G	2323	3323	4323	5323	6323
1192	CYR53C222J	2324	3324	4324	5324	6324
1193	CYR53C242F	2325	3325	4325	5325	6325
1194	CYR53C242G	2326	3326	4326	5326	6326
1195	CYR53C242J	2327	3327	4327	5327	6327

1/ Users are cautioned to evaluate this document for their particular application before citing the superseding dash numbers since the L, M, P, R, S failure rate levels (FRL) established in accordance with MIL-STD-690 are no longer available.

Referenced documents: In addition to MIL-PRF-23269, this specification sheet references MIL-PRF-690.

Changes from previous issue. The margins of this specification sheet are marked with vertical lines to indicate where changes from the previous issue were made. This was done as a convenience only and the Government assumes no liability whatsoever for document based on the entire content irrespective of the marginal notations and relationship to the last previous issue.

Custodians:
Army - CR
Navy - EC
Air Force - 85
DLA - CC

Review activities:
Navy - AS, MC, OS, SH
Air Force – 19
Other DOD - MDA

Preparing activity:
DLA - CC

(Project 5910-2022-029)

NOTE: The activities listed above were interested in this document as of the date of this document. Since organizations and responsibilities can change, you should verify the currency of the information above using the ASSIST Online database at https://assist.dla.mil/.