INCH-POUND

MIL-DTL-29210/3
1 April 2020

DETAIL SPECIFICATION SHEET

HOSE ASSEMBLY, MALE CRIMP CONNECTORS, RUBBER, WIRE REINFORCED, .750 AND 1.00 INCH HOSE, 250 PSIG, SATURATED STEAM SERVICE

This specification is approved for use by all Departments and Agencies of the Department of Defense.

The requirements for acquiring the product described herein shall consist of this specification sheet and MIL-DTL-29210.

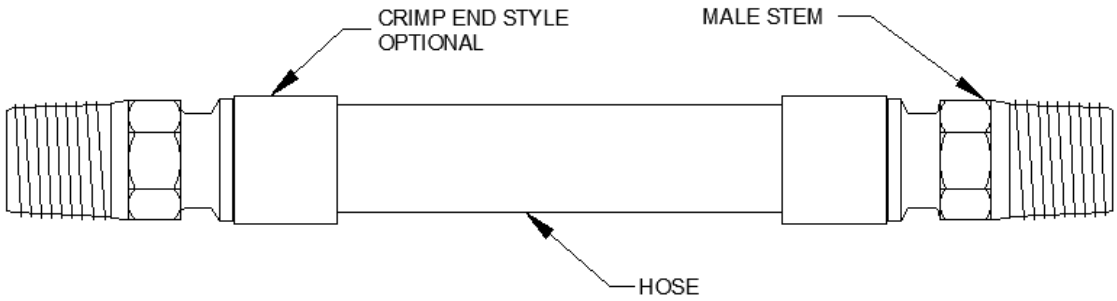

FIGURE 1. Hose assembly configuration.

AMSC N/A

FSC 4720

REQUIREMENTS

Hose assemblies described herein shall be manufactured with male stem fittings permanently crimped as specified herein and hose in accordance with MIL-DTL-29210.

Hose shall be in accordance with MIL-DTL-29210.

Hose assembly working pressure 250 psi (1.7 MPa) at 406°F (208°C).

All hose assemblies shall be subjected to the individual inspections of MIL-DTL-29210.

Fittings shall be crimped to the manufacturer's crimp specification.

Hose ID designators shall be as specified in table I.

TABLE I. Hose size code number. 1/ 2/

Hose size code number	Hose size ID inch (mm)
075	.750 (19.05)
100	1.000 (25.40)

1/ Dimensions are in inches.
2/ Metric equivalents are given for information only.

Hose reinforcement wires shall be in accordance with MIL-DTL-29210. Designators shall be as specified in table II.

TABLE II. Reinforcement wire.

Code	Material
B	Brass plated high tensile carbon steel
S	CRES
Z	Zinc-plated high tensile carbon steel wire

Hose assembly configurations shall be as specified on figure 1.

Material for male stem, see table IV for designators:

Malleable iron in accordance with ASTM A47/A47M, grade 32510, or ductile iron in accordance with ASTM A536, grade 60-40-18 or grade 65-45-12, and shall be protected with a corrosion-resisting coating to withstand 90 hours of salt spray testing in accordance with ASTM B117.

Gray iron castings in accordance with ASTM A48/A48M shall not be acceptable.

Brass in accordance with ASTM B61 or alloys C92200 or C90300 in accordance with ASTM B271/B271M, ASTM B505/B505M or ASTM B584.

Corrosion resistant steel (CRES) alloy 316 in accordance with SAE-AMS-5653.

TABLE III. Male stem material designators.

Material designator	Material
C	Carbon steel
M	Malleable iron
S	CRES

Nipple: The nipple shall be a Male Stem, see table IV for size designators.

Male connections shall be American Standard Taper Pipe (NPT) in accordance with accordance ASME B1.20.1.

There shall be no sharp edges to cause damage to the tube.

TABLE IV. Male stem hose and thread sizes. 1/ 2/

Male stem size designator	Male stem hose size inch (mm)	Thread size NPTM
-12-8	.750 (19.05)	1/2 - 14
-12-12	.750 (19.05)	3/4 - 14
-12-16	.750 (19.05)	1 - 11.5
-16-12	1.000 (25.40)	3/4 - 14
-16-16	1.000 (25.40)	1 - 11.5

1/ Dimensions are in inches.
2/ Metric equivalents are given for information only.

Hose assembly length. The hose assembly length is calculated as specified on figure 2.

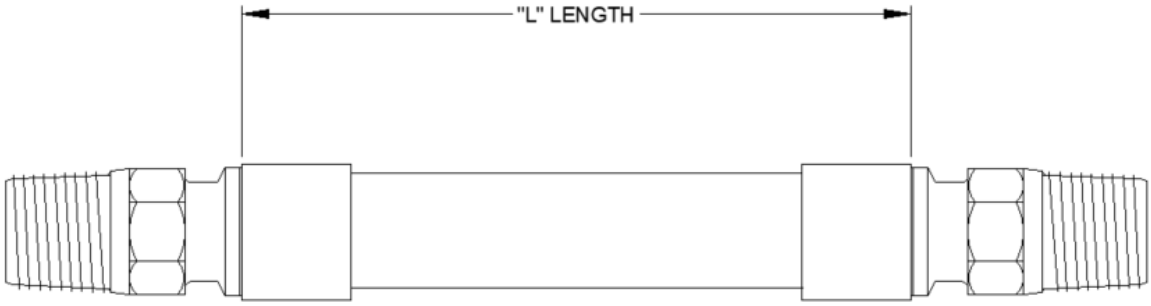

NOTES:
1. Lengths of hose “L” are represented by feet (25, 50, 75, and 100).
2. Hose length tolerance shall be in accordance with MIL-DTL-29210.
3. Figure is for illustration purposes only and is not meant to restrict designs.

FIGURE 2. Hose assembly dimensions.

Part or Identifying Number (PIN) example:

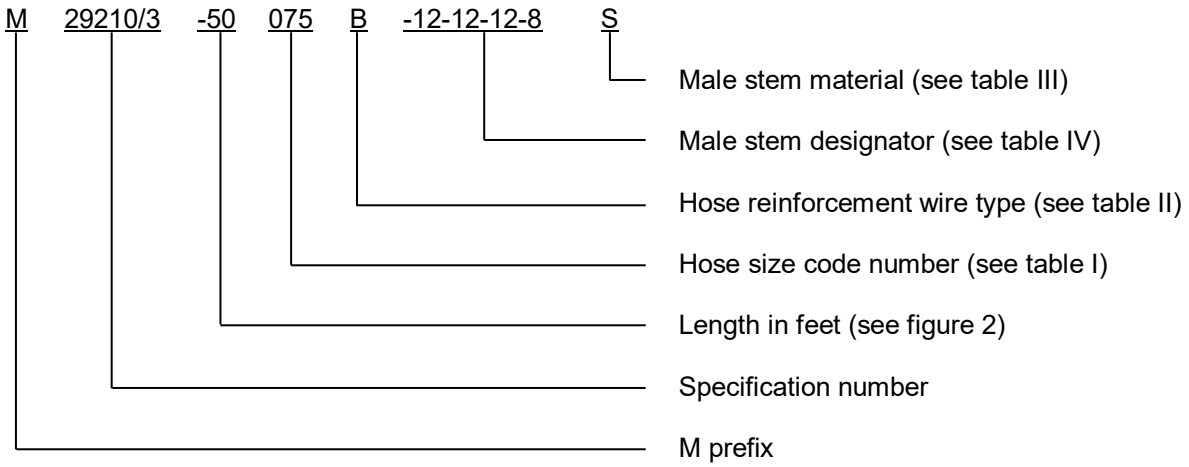

M29210/1-50100S-12-12-12-8S indicates - Hose assembly 50 feet long, .1.00 inch hose ID, malleable iron fittings with brass reinforcement wires, one hose stem is for .750 inch hose with .750 inch NPT threads and the other male stem is for .750 inch hose with .500 inch NPT threads.

Intended use: Temporary services from docks or barges to ships 250 psi, saturated steam service at a temperature of up to 406°F.

Referenced documents. In addition to MIL-DTL-29210, this document references the following:

ASME B1.20.1	ASTM B117
ASTM A47/A47M	ASTM B271/B271M
ASTM A48/A48M	ASTM B505/B505M
ASTM A536	ASTM B584
ASTM B61	SAE-AMS-5653

CONCLUDING MATERIAL

Custodians:
Army - AT
Navy - SH
Air Force - 71
DLA - CC

Review activities:
Army - AR
Navy - MC, SA
Air Force - 11

Preparing activity:
DLA - CC

(Project 4720-2020-006)

NOTE: The activities listed above were interested in this document as of the date of this document. Since organizations and responsibilities can change, you should verify the currency of the information above using the ASSIST Online database at https://assist.dla.mil.